

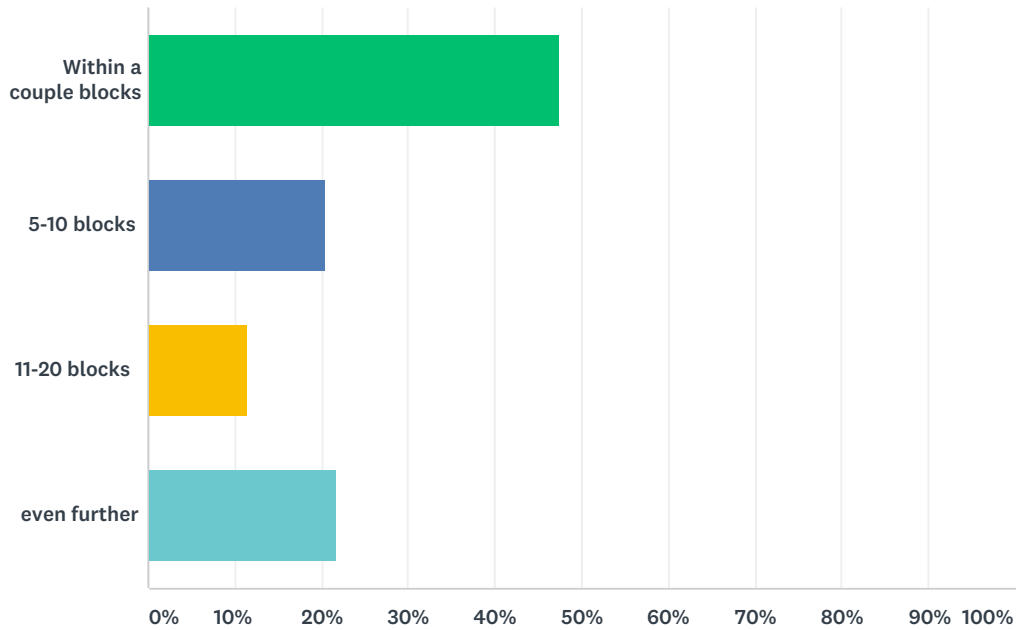
# Q1 What's your name? And where do you live?

Answered: 175 Skipped: 0

ANSWER CHOICES	RESPONSES	
Name:	100.00%	175
Address:	99.43%	174

## Q2 How close do you live to Grand Street?

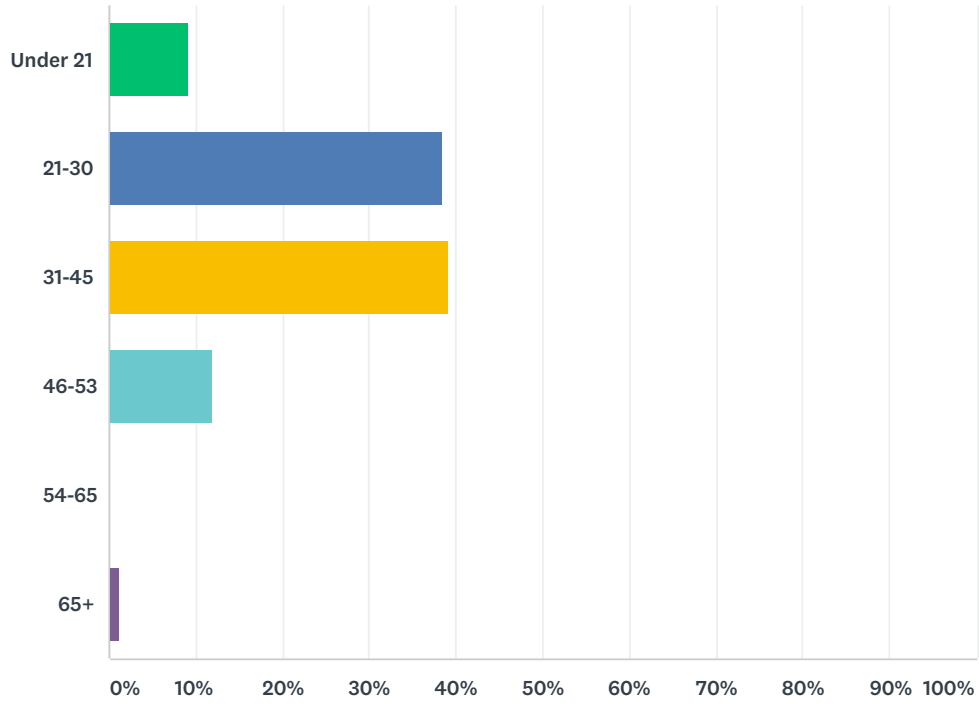
Answered: 175 Skipped: 0



ANSWER CHOICES	RESPONSES	
Within a couple blocks	47.43%	83
5-10 blocks	20.57%	36
11-20 blocks	11.43%	20
even further	21.71%	38
Total Respondents: 175		

### Q3 How old are you?

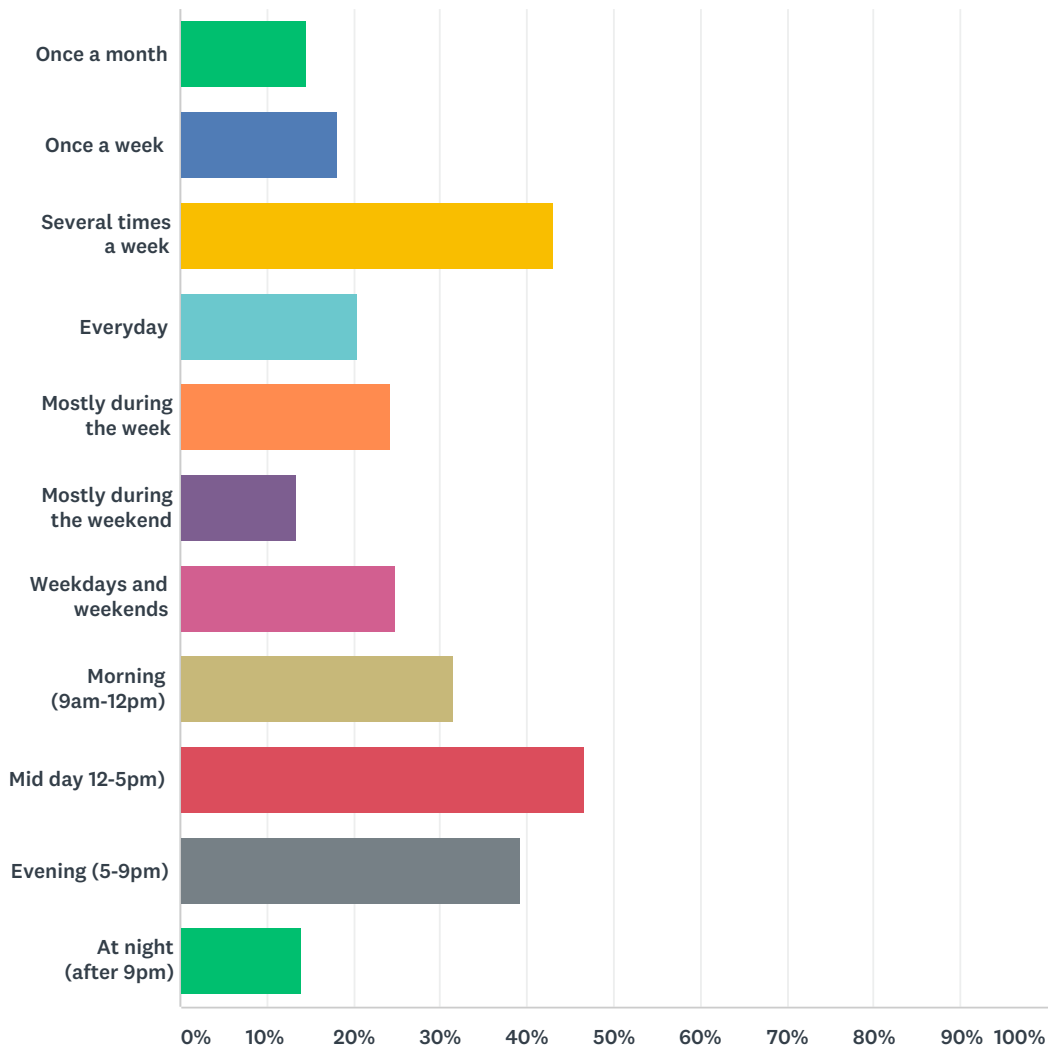
Answered: 151 Skipped: 24



ANSWER CHOICES	RESPONSES	
Under 21	9.27%	14
21-30	38.41%	58
31-45	39.07%	59
46-53	11.92%	18
54-65	0.00%	0
65+	1.32%	2
Total Respondents: 151		

### Q4 How frequently do you shop on Grand Street and at what times? (please indicate, frequency, time of week and time of day)

Answered: 165 Skipped: 10

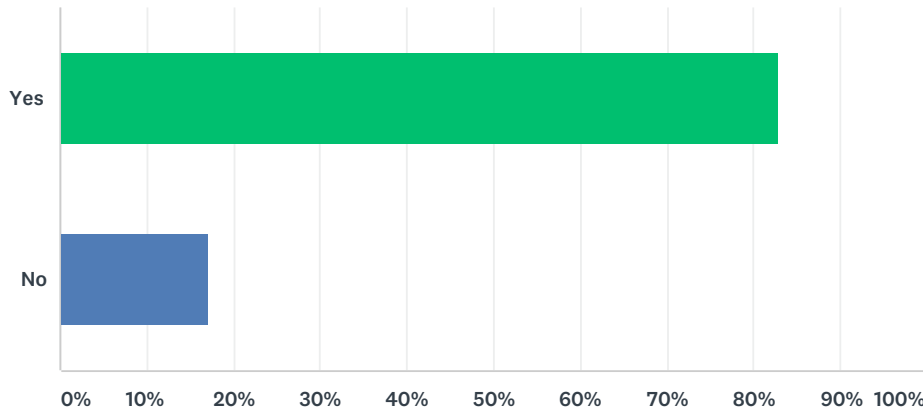


ANSWER CHOICES	RESPONSES	
Once a month	14.55%	24
Once a week	18.18%	30
Several times a week	43.03%	71
Everyday	20.61%	34
Mostly during the week	24.24%	40
Mostly during the weekend	13.33%	22
Weekdays and weekends	24.85%	41
Morning (9am-12pm)	31.52%	52
Mid day 12-5pm)	46.67%	77

Evening (5-9pm)	39.39%	65
At night (after 9pm)	13.94%	23
Total Respondents: 165		

### Q5 Are you aware of the impending L train shut down in 2019?

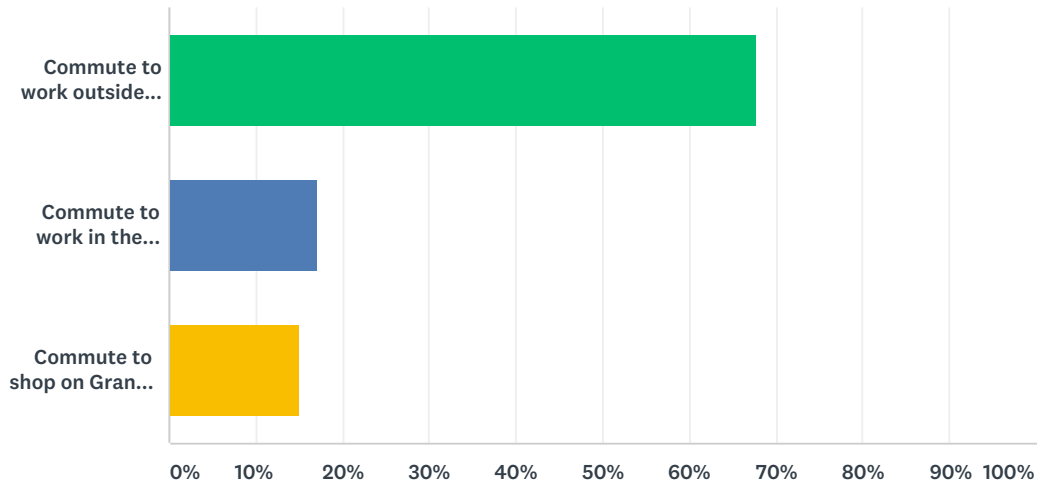
Answered: 175 Skipped: 0



ANSWER CHOICES	RESPONSES	
Yes	82.86%	145
No	17.14%	30
TOTAL		175

### Q6 Do you use the L Train for the following?

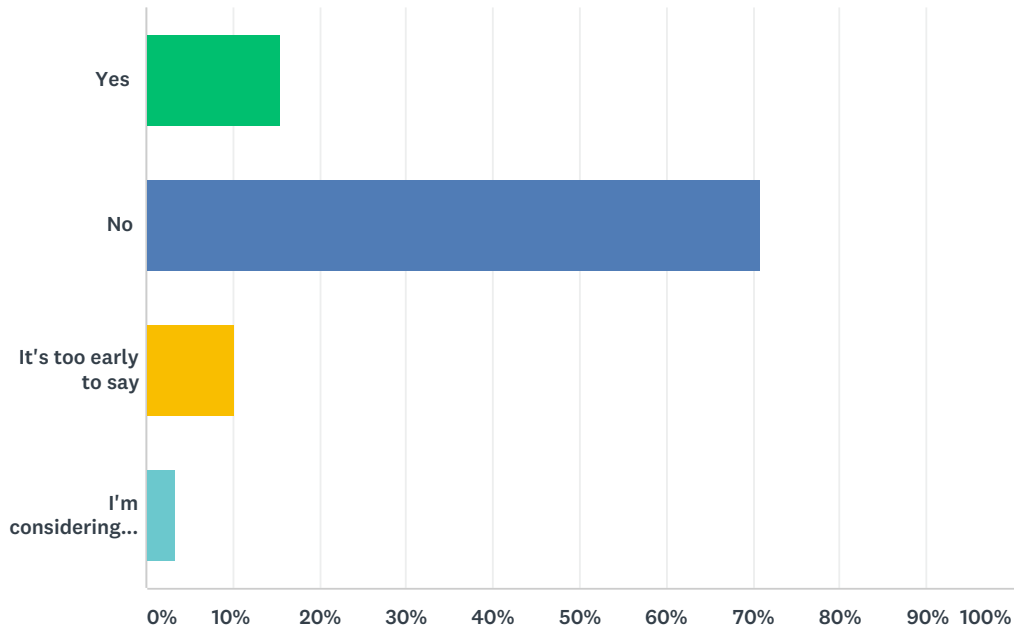
Answered: 152 Skipped: 23



ANSWER CHOICES	RESPONSES	
Commute to work outside the neighborhood	67.76%	103
Commute to work in the neighborhood	17.11%	26
Commute to shop on Grand Street	15.13%	23
<b>TOTAL</b>		<b>152</b>

### Q7 Are you considering relocating because of the L Train Shut Down?

Answered: 175 Skipped: 0

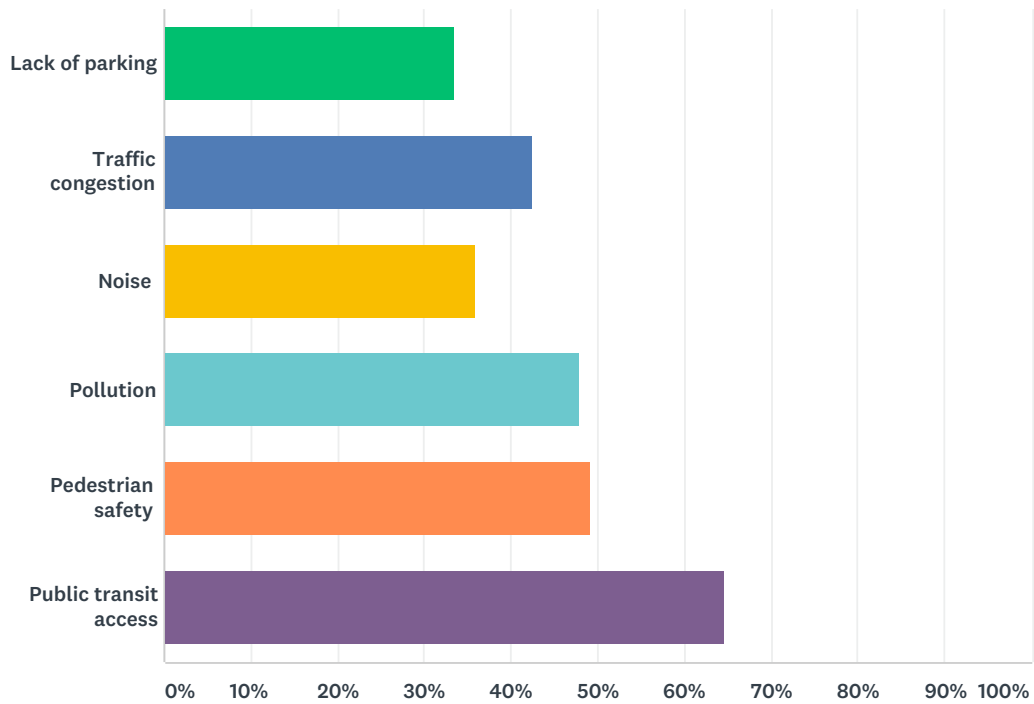


ANSWER CHOICES	RESPONSES
Yes	15.43% 27
No	70.86% 124
It's too early to say	10.29% 18
I'm considering relocating for other reasons	3.43% 6
TOTAL	175



### Q8 Which of the following transportation related issues are you concerned about right now?

Answered: 167 Skipped: 8



ANSWER CHOICES	RESPONSES	
Lack of parking	33.53%	56
Traffic congestion	42.51%	71
Noise	35.93%	60
Pollution	47.90%	80
Pedestrian safety	49.10%	82
Public transit access	64.67%	108
Total Respondents: 167		